

# ROSEKAMAL TEXTILES LIMITED

Date : 21<sup>st</sup> October, 2013

The Secretary,  
**Ahmedabad Stock Exchange Limited**  
1<sup>st</sup> Floor, Kamdhenu Complex,  
Opp. Sahajanand College,  
Panjarapole,  
Ahmedabad-380 015.

The Secretary,  
**Bombay Stock Exchange Limited**  
Phiroz Jeejeebhoy Towers,  
Dalal Street,  
Mumbai - 400 001.

**Company Code - 50150**

**Company Code - 512309**

Sub :

- 1) Quarterly unaudited results for three months ended 30-09-2013.
- 2) Quarterly Limited Review Report as per clause 41 for the quarter ended 30-09-2013.
- 3) Reconciliation of share capital audit report for the quarter ended 30-09-2013.

Dear Sir,

1. We are pleased to submit herewith unaudited quarterly results as on 30-09-2013 subjected to the "Limited Review" by the Auditors of the Company as approved by the Board of Directors in the meeting held on 21-10-2013 along with statement of Assets and Liabilities as on 30-09-2013.
2. We also enclose herewith Limited Review Report by the Auditors of the Company for the quarter ended 30-09-2013.

The unaudited results will be published in the format prescribed by your exchange and as required by amended Clause 41 of the Listing Agreement.

3. As required by the Securities and Exchange Board of India vide its letter No.D&CC/FITTC/CIR-16/2002 dated December 31, 2002 and further letter No.MRD/ALL SE/15489/2003 dated 14<sup>th</sup> August, 2003, we submit herewith the Reconciliation of share capital audit report for the quarter ended 30-09-2013 as approved by the Board of directors in their meeting held today i.e. on 21-10-2013.

Please take the above on your records and acknowledge the same.

Yours Faithfully,  
For Rosekamal Textiles Ltd.

  
Authorised Signatory

# ROSEKAMAL TEXTILES LIMITED

(BSE CODE - 512309) Rosekamal Textiles Ltd. (ASE CODE - 50150)

Unaudited Financial Results for the three months ended 30th September, 2013

(Rs. In lakhs)

| Particulars  | Quarter ended |            |            | Year to date |            | Year ended |
|--|---------------|------------|------------|--------------|------------|------------|
|  | 30-09-2013    | 30-06-2013 | 30-09-2012 | 30-09-2013   | 30-09-2012 | 31-03-2013 |
|  | Unaudited     | Unaudited  | Unaudited  | Unaudited    | Unaudited  | Audited    |
| 1 a Net Sales/Income from operations   | 1.19          | -          | -          | 1.19         | -          | 2.03       |
| b Other Operating Income   | 0.15          | 0.15       | 0.18       | 0.30         | 0.36       | 1.55       |
| c Total  | 1.34          | 0.15       | 0.18       | 1.49         | 0.36       | 3.58       |
| 2 Expenditure  |               |            |            |              |            |            |
| a Purchase of traded goods   | 1.16          | -          | -          | 1.16         | -          | 1.99       |
| b Other expenditure  | 0.41          | 0.50       | 0.45       | 0.91         | 0.95       | 1.65       |
| c Total  | 1.57          | 0.50       | 0.45       | 2.07         | 0.95       | 3.64       |
| 3 Profit from operations before other income, Interest and exceptional items (1-2) | (0.23)        | (0.35)     | (0.27)     | (0.58)       | (0.59)     | (0.06)     |
| 4 Other Income   | -             | -          | -          | -            | -          | -          |
| 5 Profit(+)/Loss(-) before interest and exceptional items (3+4)                    | (0.23)        | (0.35)     | (0.27)     | (0.58)       | (0.59)     | (0.06)     |
| 6 Interest   | -             | -          | -          | -            | -          | -          |
| 7 Profit(+)/Loss(-) after interest but before exceptional items (5-6)              | (0.23)        | (0.35)     | (0.27)     | (0.58)       | (0.59)     | (0.06)     |
| 8 Exceptional items  | -             | -          | -          | -            | -          | -          |
| 9 Profit(+)/Loss(-) from ordinary Activities before tax (7+8)                      | (0.23)        | (0.35)     | (0.27)     | (0.58)       | (0.59)     | (0.06)     |
| 10 Tax expense   | -             | -          | -          | -            | -          | -          |
| 11 Net Profit(+)/Loss(-) from Ordinary Activities after tax (9-10)                 | (0.23)        | (0.35)     | (0.27)     | (0.58)       | (0.59)     | (0.06)     |
| 12 Extraordinary Items (net of tax expense)  | -             | -          | -          | -            | -          | -          |
| 13 Net Profit(+)/Loss(-) for the period (11-12)                                    | (0.23)        | (0.35)     | (0.27)     | (0.58)       | (0.59)     | (0.06)     |
| 14 Paid up Equity share capital<br>(Face value of the share shall be indicated)    | 100.00        | 100.00     | 100.00     | 100.00       | 100.00     | 100.00     |
| 15 Reserves excluding Revaluation Reserves   | 10.00         | 10.00      | 10.00      | 10.00        | 10.00      | 10.00      |
| 16 Earning per Share (EPS)   | (0.02)        | (0.04)     | (0.03)     | (0.06)       | (0.06)     | (0.01)     |
| 17 Public shareholding   |               |            |            |              |            |            |
| - Number of Shares   | 2,51,550      | 2,51,550   | 2,51,550   | 2,51,550     | 2,51,550   | 2,51,550   |
| - Percentage of shareholding   | 25.16%        | 25.16%     | 25.16%     | 25.16%       | 25.16%     | 25.16%     |
| 18 Promoters and promoter group shareholding                                       |               |            |            |              |            |            |
| a) Pledged/Encumbered  |               |            |            |              |            |            |
| - Number of shares   | -             | -          | -          | -            | -          | -          |
| - Percentage of shares (as a % of total promoter)                                  | -             | -          | -          | -            | -          | -          |
| - Percentage of shares (as a % of total share)                                     | -             | -          | -          | -            | -          | -          |
| b) Non-encumbered  |               |            |            |              |            |            |
| - Number of shares   | 7,48,450      | 7,48,450   | 7,48,450   | 7,48,450     | 7,48,450   | 7,48,450   |
| - Percentage of shares (as a % of total promoter)                                  | 100.00%       | 100.00%    | 100.00%    | 100.00%      | 100.00%    | 100.00%    |
| - Percentage of shares (as a % of total share)                                     | 74.85%        | 74.85%     | 74.85%     | 74.85%       | 74.85%     | 74.85%     |

Notes :

- The above figures have been taken on record in the meeting of the Board of Directors held on 21-10-2013.
- The statutory auditors have carried out Limited review of the above results for the three months ended 30-09-2013.
- The Company has only one segment of activity namely "Textiles".
- Investor Complaints : There were no investor complaints pending at the beginning of the quarter, received during quarter and pending for disposal at the end of the quarter.

Place : Surat

Date : 21st October 2013.



Director

# ROSEKAMAL TEXTILES LIMITED

(ASE CODE-50150) Rosekamal Textiles Ltd. (BSE CODE-512309)

Unaudited Statement of Assets and Liabilities as at 30th September, 2013

Rs. In Lacs

| Sr. No. | Particulars                           | As at                       |                        |
|---------|---------------------------------------|-----------------------------|------------------------|
|         |                                       | Half year ended<br>30.09.13 | Year ended<br>31.03.13 |
|         |                                       | (Unaudited)                 | (Audited)              |
| I       | <b>EQUITY AND LIABILITIES</b>         |                             |                        |
| (1)     | <u>Shareholder's Funds</u>            |                             |                        |
| (a)     | Share Capital                         | 100.00                      | 100.00                 |
| (b)     | Reserves and Surplus                  | 597.40                      | 598.22                 |
| (2)     | <u>Current Liabilities</u>            |                             |                        |
| (a)     | Trade payables                        | 1.15                        | -                      |
| (b)     | Short-Term Provisions                 | 0.06                        | 1.28                   |
|         | <i>Total Equity &amp; Liabilities</i> | 698.62                      | 699.50                 |
| II      | <b>ASSETS</b>                         |                             |                        |
| (1)     | <u>Non-Current Assets</u>             |                             |                        |
| (a)     | Non-current investments               | 696.73                      | 697.68                 |
| (b)     | Long term loans and advances          | 0.15                        | 0.15                   |
| (2)     | <u>Current Assets</u>                 |                             |                        |
| (a)     | Trade receivables                     | 1.19                        | -                      |
| (b)     | Cash and cash equivalents             | 0.55                        | 1.67                   |
|         | <i>Total Assets</i>                   | 698.62                      | 699.50                 |

Date : 21st October 2013.

Place : Surat



Director



# Bipinchandra J. Modi & Co.

Bipin Modi  
B. Com. FCA, DISA (CAAT)  
Alok Gandhi  
M.Com., ACA

Chartered Accountants  
B.No. 18/A, Prakash Co-Op. Hsg. Society  
B/h Intelligent Guidance Classes  
Athwalines, Surat 395 001  
Phone :- 2665349, Mobile :  
9376822354  
Email : bjmodi@gmail.com  
PAN : AAHFB2203M  
STC No.: AAHFB2203MST001


*AUDITOR'S REPORT TO THE BOARD OF DIRECTORS OF  
ROSEKAMAL TEXTILES LTD.  
ON LIMITED REVIEW OF UNAUDITED FINANCIAL RESULTS*

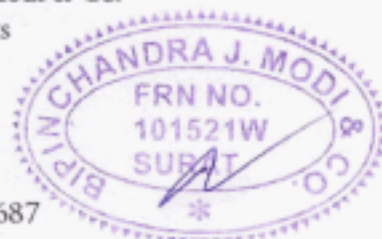
We have reviewed the accompanying statement of unaudited financial results of Rosekamal Textiles Ltd. ("the Company") for the quarter ended 30<sup>th</sup> September, 2013. Except for the disclosures regarding "Public Shareholding" and "Promoter and Promoter Group Shareholding" which have been traced from disclosures made by the management and have not been audited by us. This statement is the responsibility of the Company's management and has been approved by the Board of Directors/Committee of Board of Directors. Our responsibility is to issue a report on these financial statements based on our review.

We conducted our review in accordance with the Standard on Review Engagement (SRE) 2400, engagements to Review Financial Statements issued by the Institute of Chartered Accountants of India. This standard requires that we plan and perform the review to obtain moderate assurance as to whether the financial statements are free of material misstatement. A review is limited primarily to inquiries of company personnel and analytical procedures applied to financial data and thus provides less assurance than an audit. We have not performed an audit and accordingly, we do not express an audit opinion.

Based on our review conducted as above, nothing has come to our attention that causes us to believe that the accompanying statement of unaudited financial results prepared in accordance with applicable accounting standards and other recognised accounting practices and policies has not disclosed the information required to be disclosed in terms of Clause 4I of the Listing Agreement including the manner in which it is to be disclosed, or that it contains any material misstatement.

For Bipinchandra J. Modi & Co.  
Chartered Accountants

  
(Bipin J. Modi)  
Partner  
Membership No.031687



Date : 19-10-2013

Place : Surat.



Bipin Modi  
B. Com. FCA, DISA (CAAT)  
Alok Gandhi  
M.Com., ACA


Chartered Accountants  
B.No. 18/A, Prakash Co-Op. Hsg. Society  
B/h Intelligent Guidance Classes  
Athwalines, Surat 395 001  
Phone :- 2665349, Mobile :  
9376822354  
Email : bjmodi@gmail.com  
PAN : AAHFB2203M  
STC No.: AAHFB2203MST001

**Reconciliation of share capital audit report**

To,  
Rosekamal Textiles Ltd.  
Garden House,  
Dr. Amichand Shah's Wadi,  
Rampura Tunki,  
Surat-395 003.

We have examined the register of members, beneficiary details given by the Depositories and other records / documents maintained by Rosekamal Textiles Ltd. and furnished to us, having its registered office at Garden House, Dr. Amichand Shah's Wadi, Rampura Tunki, Surat-395 003, for issuing the certificate in accordance with circular D&CC/FITTC/CIR - 16/2002 dated 31 December 2002 and further letter No.MRD/ALL SE/15489/2003 dated 14<sup>th</sup> August, 2003 issued by Securities and Exchange Board of India. To the best of our knowledge and according to the information and explanations furnished to us and as shown by the above records examined by me, We hereby certify that-

| 1                  | For Quarter ended  | 30 <sup>th</sup> September 2013                             |   |                           |                           |  |
|--------------------|--|---|---|---------------------------|---------------------------|--|
| 2                  | ISIN   | INE392F01012  |   |                           |                           |  |
| 3                  | Face Value   | Equity shares of Rs.10/- each                               |   |                           |                           |  |
| 4                  | Name of the Company  | <b>Rosekamal Textiles Ltd.</b>                              |   |                           |                           |  |
| 5                  | Registered Office address  | Dr. Amichand Shah's Wadi, Rampura Tunki, Surat-3.           |   |                           |                           |  |
| 6                  | Correspondence address   | As above  |   |                           |                           |  |
| 7                  | Telephone No.<br>Fax No.   | 2419019<br>2418980  |   |                           |                           |  |
| 8                  | E mail address   | rosekamaltex@yahoo.in                                       |   |                           |                           |  |
| 9                  | Name of the Stock Exchanges where the Company's securities are listed  | Ahmedabad Stock Exchange Ltd.<br>Bombay Stock Exchange Ltd. |   |                           |                           |  |
|                    |  | <b>No. of shares</b>  | <b>% of Total Issued Capital</b>          |                           |                           |  |
| 10                 | Issued Capital   | 10,00,000   | 100.00%                                   |                           |                           |  |
| 11                 | Listed Capital (Exchange-wise) As per Company records  | 10,00,000   | 100.00%                                   |                           |                           |  |
| 12                 | Held in dematerialized form in CDSL  | 96,900  |   |                           |                           |  |
| 13                 | Held in dematerialized form in NSDL  | 8,94,950  |   |                           |                           |  |
| 14                 | Physical (No. of shares)   | 8,150   |   |                           |                           |  |
| 15                 | Total No. of shares (12+13+14)   | 10,00,000   |   |                           |                           |  |
| 16                 | Reasons of difference, if any.<br>Between (10 & 11)<br>Between (10 & 15)<br>Between (11 & 15)                  | No difference<br>No difference<br>No difference             |   |                           |                           |  |
| 17                 | Certifying the details of changes in share capital during the quarter under consideration as per table below : |   |   |                           |                           |  |
| Particulars        | No. of Shares  | Applied / Not Applied for listing                           | Listed on Stock Exchanges (Specify Names) | Whether intimated to CDSL | Whether intimated to NSDL | In-principle Approval pending for SE (Specify Names) |
| Right issue        | Nil  | N.A.  | --  | N.A.                      | N.A.                      | N.A.   |
| Bonus issue        | Nil  | N.A.  | --  | N.A.                      | N.A.                      | N.A.   |
| Preferential issue | Nil  | N.A.  | --  | N.A.                      | N.A.                      | N.A.   |
| IPO                | Nil  | N.A.  | --  | N.A.                      | N.A.                      | N.A.   |
| Buy back           | Nil  | N.A.  | --  | N.A.                      | N.A.                      | N.A.   |
| Capital reduction  | Nil  | N.A.  | --  | N.A.                      | N.A.                      | N.A.   |
| Amalgamation       | Nil  | N.A.  | --  | N.A.                      | N.A.                      | N.A.   |
| De-merger          | Nil  | N.A.  | --  | N.A.                      | N.A.                      | N.A.   |
| Any other          | Nil  | N.A.  | --  | N.A.                      | N.A.                      | N.A.   |





# Bipinchandra J. Modi & Co.


Bipin Modi  
B. Com. FCA, DISA (CAAT)  
Alok Gandhi  
M.Com., ACA

Chartered Accountants  
B.No. 18/A, Prakash Co-Op.Hsg.Society  
B/h Intelligent Guidance Classes  
Athwalines, Surat 395 001  
Phone :- 2665349, Mobile :  
9376822354  
Email : [bjmodi@gmail.com](mailto:bjmodi@gmail.com)  
PAN : AAHFB2203M  
STC No.: AAHFB2203MST001

-- 2 --

|    |  |   |
|----|--|---|
| 18 | Register of Members is updated. If not, updated up to which date.  | Updated up to 30 <sup>th</sup> September, 2013.   |
| 19 | Reference of previous quarter with regards to excess dematerialized shares, if any.  | Not Applicable  |
| 20 | Has the Company resolved the matter mentioned in Point No.19 above in the current quarter? If not, reasons why?  | Not Applicable  |
| 21 | Mention the total No. of requests, if any, confirmed after 21 days and the total No. of requests pending beyond 21 days with the reasons for delay.<br>Total No. of demat requests<br>Confirmed after 21 days<br>Pending for more than 21 days | No such requests<br><br>Nil<br>Not Applicable<br>Not Applicable   |
| 22 | The Compliance Officer of the Company<br>Telephone No.<br>Fax No.  | Mr. A. H. Panchigar<br>2419019<br>2418980   |
| 23 | Auditor<br>Name<br>Address<br><br>Telephone No.<br>Fax No.<br>Regn. No.  | Bipinchandra J. Modi & Co.<br>Bipin J. Modi<br>18-A, Prakash Co-op. Hsg. Soc.,<br>Athwalines, Surat-01.<br>2665349<br>--<br>31687   |
| 24 | Appointment of Common agency for shares registry work. If yes, name and address.   | Yes / No<br><br>MCS Limited<br>Nelam Apartment, 88, Sampatrav Colony,<br>Behind Federation Bldg.,<br>Alkapuri, Baroda-390 005.<br>Tel : 2339397, 2314757<br>Fax : 2341639<br>e-mail: <a href="mailto:mcsbaroda@iqara.net">mcsbaroda@iqara.net</a> |
| 25 | Any other details that the auditor may like to provide (e.g. BIFR company, delisting from Stock Exchange, Company changed its name etc.)   | Nil   |

For Bipinchandra J. Modi & Co.  
Chartered Accountants

  
(Bipin J. Modi)  
Partner  
Membership No.031687



Date : 19-10-2013

Place : Surat.